


# USR UNR 2-0710

Precision Foil Resistors



- Resistances from 10hm to 300kOhms
- Power Rating to 0.6Watt
- Resistance Tolerances to  $\pm 0.005\%$
- TCR to  $\pm 1\text{ppm/K}$
- Load Stability to 0.01%

## SPECIFICATIONS

Type	USR 2-0710		UNR 2-0710
Resistance Range	1.0 Ohms to 4.99 kOhms	5.0 kOhms to 300 kOhms	1.0 Ohms to 5.0 kOhms
Power rating (70°C)	0.4W (0.6W upon request)	0.6W	0.4W
Tolerances from 1.0 Ohms from 5.0 Ohms from 12.0 Ohms from 25.0 Ohms from 50.0 Ohms	0.1% / 0.25% / 0.5% / 1% 0.05% / 0.1% / 0.25% / 0.5% / 1% 0.02% / 0.05% / 0.1% / 0.25% / 0.5% / 1% 0.01% / 0.02% / 0.05% / 0.1% / 0.25% / 0.5% / 1% 0.005% / 0.01% / 0.02% / 0.05% / 0.1% / 0.25% / 0.5% / 1%		
Stability	0.01%		
Shelf Life Stability	25ppm / $\Delta R$ after 1 year 50ppm / $\Delta R$ after 3 year		
Temperature Coefficient	max. $\pm 5\text{ppm/K}$ (-55 to 155°C) typ. $\pm 3\text{ppm/K}$ (-55 to 125°C) upon request $\pm 1\text{ppm/K}$ (0 to 60°C) and $\pm 1\text{ppm/K}$ (-55 to 125°C)		
Insulation Resistance	> 10GOhm		
Thermal EMF	< 0.1 $\mu\text{V/K}$		
Operating Temperature Range	-55 to 155°C		
Resistor Material	NiCr-Foil		
Substrate	Al <sub>2</sub> O <sub>3</sub>		AlN
Housing	PBTP / Epoxy		
Connector Material	Cu tinned		
Terminals	2		
Notes			Specially designed for applications with fast changing electrical load

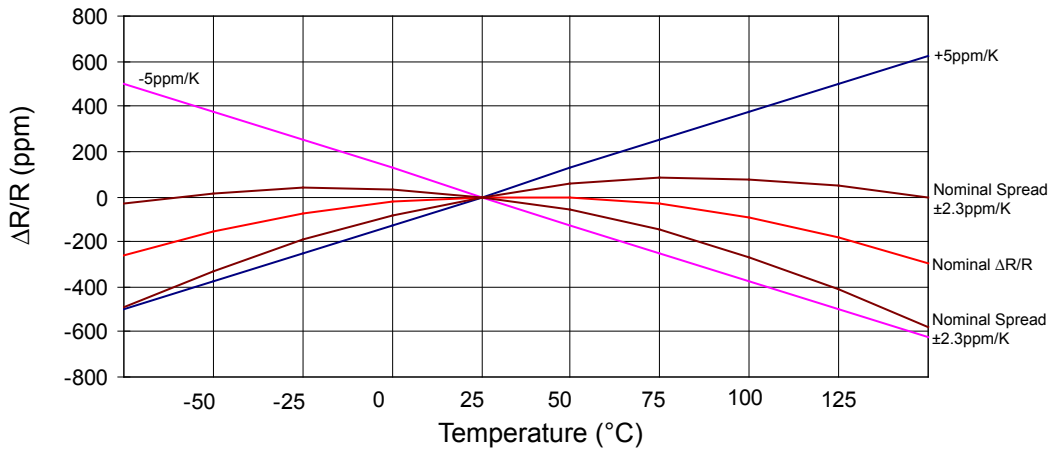
## Ordering Information

Part Description: Part Type - Resistance - Contact -  
Grid Type - Tolerance - TCR  
Example: UNR 2-0710 3.7Ohms J 0.5% 1ppm

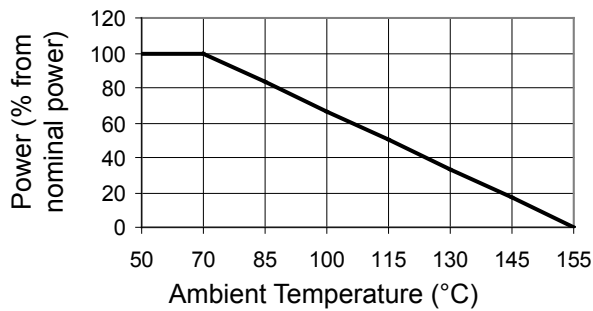
Grid (E) 3.81mm (0.15inches) = D  
Grid (E) 5.08mm (0.2inches) = J

**SPECIFICATIONS** (continued)

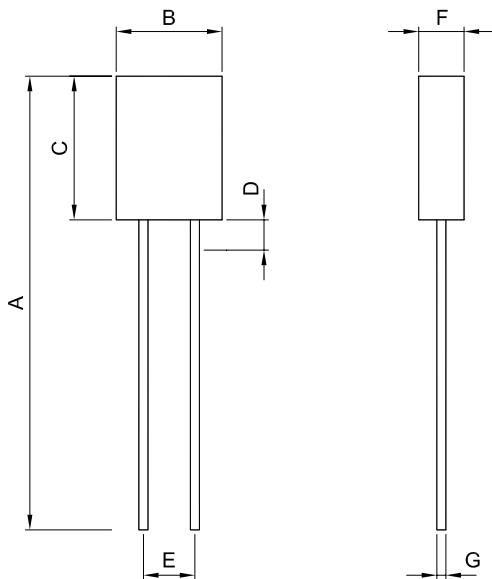
**Temperature Coefficient**



**Derating**



**Dimensions**



Dimension	mm	tol. (±mm)	inches	tol. (±inches)
A	30.00	2.0	1.18	0.079
B	7.00	0.1	0.28	0.004
C	9.50	0.2	0.37	0.008
D	2.00	0.1	0.08	0.004
E1	3.81	0.1	0.15	0.004
E2	5.08	0.1	0.20	0.004
F	3.00	0.1	0.12	0.004
G	∅0.60	0.1	∅0.02	0.004